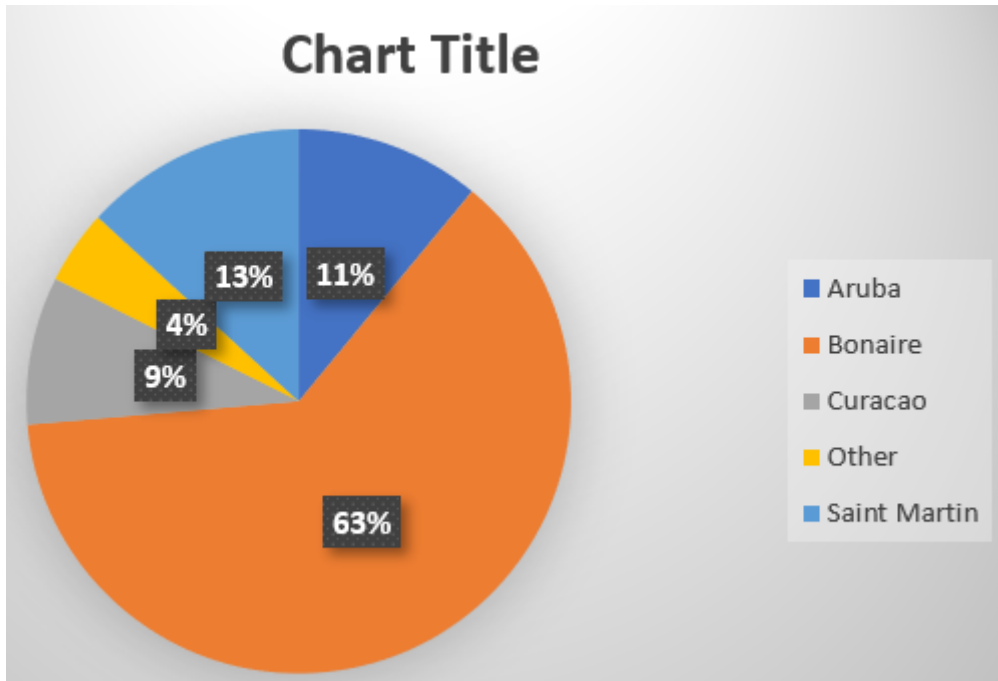


Februari 2022 – MBO/SBO



10x Aruba

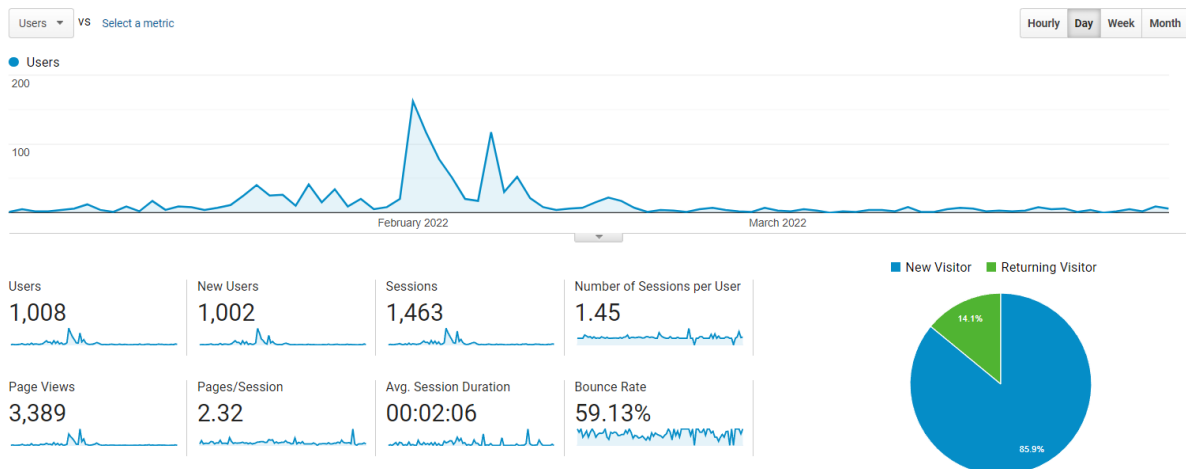
57x Bonaire (7x class)

8x Curacao








4x Other

12x Saint Martin (1x class)

(bron: website Studychoicecaribbean.com)



(Bron: Google Analytics)

Country [?]	Users [?] ↓	New Users [?]
	1,008 % of Total: 100.00% (1,008)	1,002 % of Total: 100.00% (1,002)
1.  Aruba	290 (28.52%)	288 (28.74%)
2. Curaçao	200 (19.67%)	196 (19.56%)
3. Caribbean Netherlands	159 (15.63%)	157 (15.67%)
4.  Netherlands	129 (12.68%)	129 (12.87%)
5. Sint Maarten	56 (5.51%)	53 (5.29%)
6.  United States	56 (5.51%)	54 (5.39%)
7.  Finland	42 (4.13%)	42 (4.19%)
8.  Austria	19 (1.87%)	19 (1.90%)
9.  France	15 (1.47%)	15 (1.50%)
10.  China	7 (0.69%)	7 (0.70%)

(Bron: Google Analytics)