

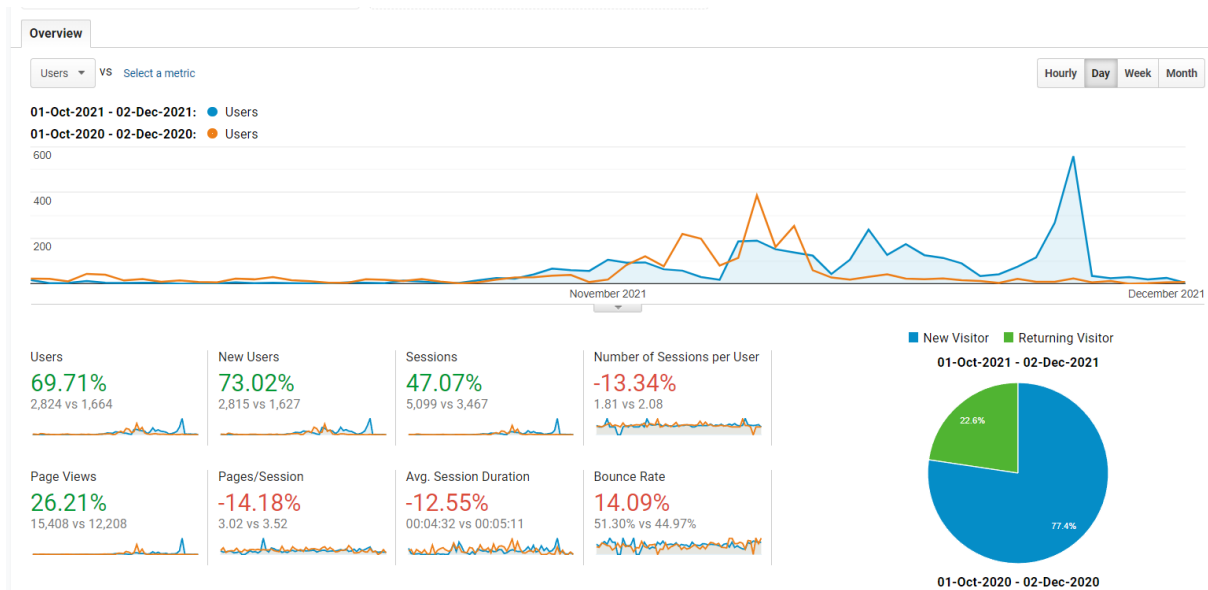
November 2021 – UNIVERSITY/COLLEGE

| | |
|--------------|-----|
| Aruba | 334 |
| Bonaire | 102 |
| Curacao | 24 |
| Statia | 7 |
| Saba | 14 |
| Saint Martin | 45 |
| Other | 13 |





















■ Aruba ■ Bonaire ■ Curacao ■ Statia ■ Saba ■ Saint Martin ■ Other

(bron: website Studychoicecaribbean.com)



(Bron: Google Analytics)

| Country | Users | % Users |
|---|------------------|--|
| 1.  Aruba | | |
| 01-Oct-2021 - 02-Dec-2021 | 1,137 |  39.59% |
| 01-Oct-2020 - 02-Dec-2020 | 41 |  2.42% |
| % Change | 2,673.17% | 1,538.60% |
| 2.  Caribbean Netherlands | | |
| 01-Oct-2021 - 02-Dec-2021 | 359 |  12.50% |
| 01-Oct-2020 - 02-Dec-2020 | 415 |  24.45% |
| % Change | -13.49% | -48.89% |
| 3.  Curaçao | | |
| 01-Oct-2021 - 02-Dec-2021 | 324 |  11.28% |
| 01-Oct-2020 - 02-Dec-2020 | 352 |  20.74% |
| % Change | -7.95% | -45.61% |
| 4.  Netherlands | | |
| 01-Oct-2021 - 02-Dec-2021 | 296 |  10.31% |
| 01-Oct-2020 - 02-Dec-2020 | 168 |  9.90% |
| % Change | 76.19% | 4.11% |
| 5.  United States | | |
| 01-Oct-2021 - 02-Dec-2021 | 235 |  8.18% |
| 01-Oct-2020 - 02-Dec-2020 | 144 |  8.49% |
| % Change | 63.19% | -3.57% |
| 6.  Sint Maarten | | |
| 01-Oct-2021 - 02-Dec-2021 | 167 |  5.81% |
| 01-Oct-2020 - 02-Dec-2020 | 441 |  25.99% |
| % Change | -62.13% | -77.62% |

(Bron: Google Analytics)